

## Beatley Library Assessment Dashboard 2013



Total Circulation: **26,929**



Total Collection Volume Count: **291,469**



Total Reference Questions: **7,956**



Total Library Instruction Sessions: **178**

### Top Library Guides:



- **Nursing**
- **Social Work**
- **Library & Information Science**
- **Physical Therapy**
- **Resumes, CVs, and Cover Letters**

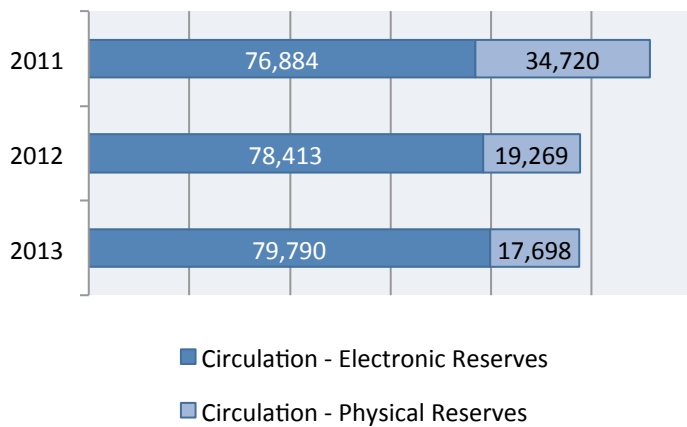
### Most Popular Library Article Databases:



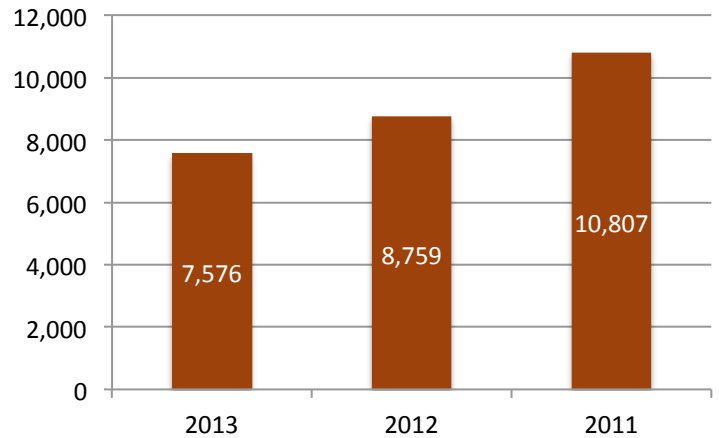
- **Academic Search Complete**
- **Research Starters - Education**
- **PsycInfo**
- **MEDLINE**
- **Library Literature & Information Science Full-Text**
- **SocIndex**
- **Business Source Premier**

## Beatley Library Stats Quick Glance

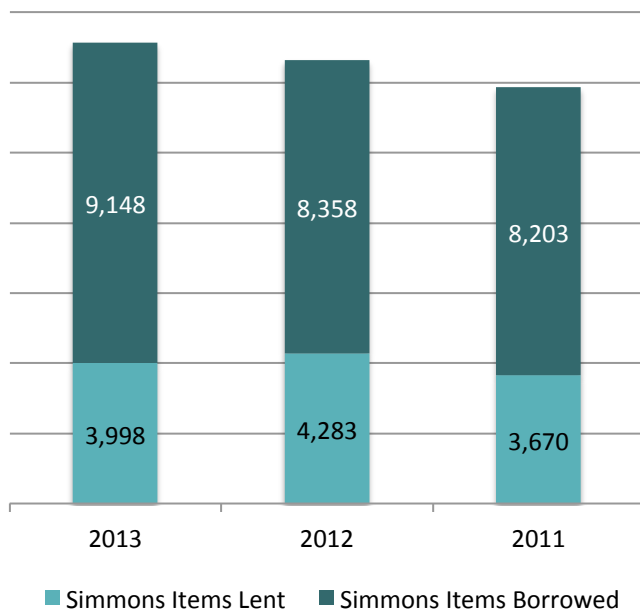
### Course Reserves Circulation



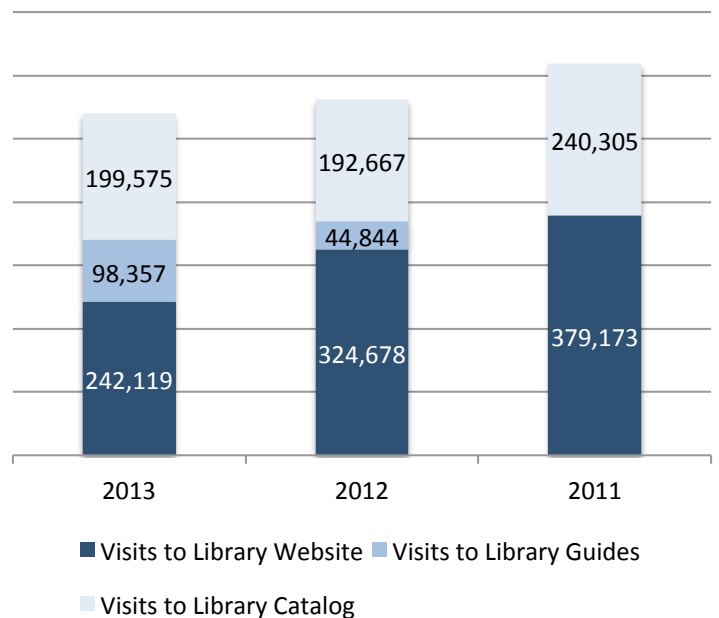
### Gate Count in Typical Week



### Interlibrary Loan Transactions



### Virtual Visits



## Beatley Library Statistics

### Gate Count for Beatley Library

	2012 - 2013	2011 - 2012	2010 - 2011
Visits in a Typical Week	7,576	8,759	10,807

### Materials Circulation

	2012 - 2013	2011 - 2012	2010 - 2011
Total Circulation (not including Course Reserves)	26,929	39,541	55,547
Reserves Circulation	97,488	97,682	111,604

### Volumes in Collection

	2012 - 2013	2011 - 2012	2010 - 2011
Total Collection Volume Count	291,469	277,169	261,832

### Interlibrary Loan Statistics

	2012 - 2013	2011 - 2012	2010 - 2011
Simmons Items Lent	3,998	4,283	3,670
Simmons Items Borrowed	9,148	8,358	8,203

### Reference Statistics

	2012 - 2013	2011 - 2012	2010 - 2011
Reference Question Transactions	7,965	8,454	8,206
Library Instruction Sessions	178	199	247

### Virtual Visits

	2012 - 2013	2011 - 2012	2010 - 2011
Library Website	242,119	736,281	743,971
Library Guides	98,357	131,306	81,312
Library Catalog	202,234	192,667	240,305